

MY IB World School  
**FAIRVIEW**  
-INTERNATIONAL SCHOOL-



issue 16 | semester 1 2017/2018

# Fairnews

Travel Journal



*in this issue*

**Indonesia | Vietnam | Cambodia | Thailand | China**

“Every pupil should be **taken out of their comfort zone** - to do something they would rather not do but **be very proud of afterwards**”  
—Mark S Steed

# CONTENTS

Fairnews Travel Journal issue 16

4 Lake Toba, Medan  
Indonesia

40 Phuket  
Thailand

14 Ho Chi Minh City  
Vietnam

48 Bangkok  
Thailand

22 Siem Reap  
Cambodia

56 Wuhan  
China

32 Bali  
Indonesia

64 Beijing  
China

# EXPLORATION & DISCOVERY

What the Expedition leader says

by Ms Tee Siok Hoon

Our MYP students had the opportunity to discover a different mix of culture that are, in most cases, different than their own. In turn this will allow them to be more adaptable with their surroundings and have the ability to view a situation in many different perspectives.

The MYP students flew to multiple destinations that had been carefully curated by our teachers here at Fairview. Among the destinations visited were Wuhan, Siam Reap, Phuket, Lake Toba, Ho Chi Minh, Beijing and Bangkok. Here, our students will undertake a variety of Service and Action. Service and Action is a group activity, which enable them to give back to the community.

Throughout this expedition, we accepted that with technology, perspectives can change over time. Tradition and culture in international schools will be lost and our students must see for themselves what life has in store for them.



Imagine the personal and academic growth when our students soiled their hands to build the wells, cycled for kilometres to experience what nature has to offer, planting rice with the farmers to appreciate how valuable is one grain of rice. This expedition has created a platform to enable students to make connections with the knowledge and skills that they have learned in the real life experience back to the classroom.

“This expedition has created a **platform** to **enable students** to make **connections** with the **knowledge and skills** that they have learned in the **real life experience** back to the **classroom**.”

## Rationale

The learning of the students, extended beyond the classroom as our expedition's aim is to conceptualise and contextualise the content of learning in a real life situation. Therefore, the students will know how to deal with people from different backgrounds.

We believe in providing hands-on and challenging learning opportunities to our students. In line with the IB vision of creating international minded global citizens for tomorrow, these expedition trips are planned every semester to provide first hand primary learning experiences to students. This is very much towards an inquiry based learning

exercise, to gain understanding through experience. We aim to prepare future citizens who will fare well in their lives. In doing so, we link expeditions to the IB curriculum framework to ensure continuity of learning.

At every moment of our planning and execution of these expedition trips, utmost care is taken to promote the IB Learner Profile traits among all students and faculty members. We believe that we all grow together in a positive direction, propelling forward intellectual curiosity, enthusiasm in learning and enjoyment in challenges. These expeditions are ways to add to the students' list of childhood memories and journey of discovery.

---

Mission and vision is to develop students knowledge, skills and attitudes to excel and succeed in the 21<sup>st</sup> century, not just in education but also succeed in their life and expedition has:

### Help students understand :

- Collaborative Skills to work in a team with assigned roles, to take on responsibilities and develop interpersonal skills.
- Transferable Skills to make connections between various subjects and the acquired knowledge to create solutions, and apply knowledge to unfamiliar situations.
- Express ideas and information creatively and confidently.

### Develop students ability to :


- Sharpen their observation and critical thinking skills.
- Present their personal opinions based on inquiry based learning.
- Enhance teamwork and social skills.
- Appreciate MYP learning objectives in real life situations
- Strive for excellence through their own natural curiosity
- Show independence in learning to make them life-long learners.

# ◆ Visiting the World's Largest Volcanic Lake

by Ms Shaamini Devi

Throughout this expedition, students took their learning beyond classroom boundaries, to work on on-site tasks as well as to partake in service and action. The assessments were primarily focused in the Visual Arts and their Language and Literature subjects. They were expected to sketch the beautiful view of Lake Toba from the 'one tree hill' spot at the crater of Mount Toba. They were also instructed to write a fictional story which expressed their experiences based on the identity and relationship of community living at Lake Toba.

The Global Context focus was 'Identities and Relationship'; hence, students had an opportunity to explore identity, beliefs and values of the local community. They were brought to various places such as the Ambarita Village, Mary Annai Velangkanni Church, The Great Mosque of Medan and Maimoon Palace.





# LAKE TOBA INDONESIA



# LAKE TOBA INDONESIA

identities and relationships

**86** students

**9** teachers

**23-27 Oct 2017**

trip leader

**Ms Shaamini**

assistant leader

**Mr Avindran**

**GRADE 7**



Sowing the seeds of love



Guess what I found in the black box

# Service and Action

at Alpha Omega Orphanage

by Preetisha Ganesh

I was feeling very nervous when I first entered the orphanage as I saw children roaming around their classroom. They were so excited to see us. Though it was not my first experience volunteering at the orphanage, it was my first time being here, to help these children.

I was out at the main area as the children had a dance performance for us, which was very nice of them. In return, we also had a

performance lined up for the children as well. After that, we had to feed the children with disabilities, which was the most challenging part of our visit. I offered to lend a hand as my main goal was to assist them finishing their food. I felt happy for being able to help them but at the same time sad, thinking about what they are going through in their daily lives.



Student playing the piano at the orphanage



Feeding the orphans



Lego as part of motor skills activity





Get ready, set and go!



Flying fox warriors are getting ready!



Students are focused in sketching the beauty of Lake Toba



Labyrinth activity at Taman Simalem



## Camping in the Wilderness

of Lake Toba

by Seemal Fatima

It was a bright, but cloudy evening when we reached the track to our camp site. It was a bit shady due to the big trees covering the sun. When we reached the site, the teachers started to group us into our respective tent members. We then proceeded to our assigned tents and started getting ready for a bath. We ate dinner around a bonfire to keep ourselves warm for the night. After having dinner, we returned to our tents. As tent buddies we were split according to different Fairview campuses, so we began introducing ourselves to one another. This was also my first camping experience ever. We had to sleep early because we had to wake up early for sunrise. The morning was much better than the night as we managed to pack our stuff quickly and head towards the hill for the sunrise.

The view from 'One Tree Hill' was breathtaking. The clouds covered the mountains and the sun shone bright in the sky. With speed we started to sketch and take pictures because we didn't want to miss the spectacular view. From the hill we could see 70% of Lake Toba.



First time experiencing farming



Indonesian traditional game



BBQ dinner at Taman Simalem Campsite

## Ambarita Village

by Isabel Chin Kay Yee

*O*n the third day of our amazing expedition, we boarded a boat and visited Ambarita Village. Upon arrival, the villagers welcomed us with the most warmest greetings. Then, they dressed us up with their traditional attire so that we could all participate in their ceremonial dance called the 'Gondang Sigale-Sigale'. It is basically a traditional dance that includes a moving puppet doll. Each of us received our individual colourful Batak (An ethnic group in Indonesia) scarf and experienced different types dance moves. During our welcome to the village, there was a person who greeted us with this unique dance. Afterwards, all of us went around in circles to collect rice using our


hands. Then we threw the rice up high above our heads for good luck and prosperity. Later on, the tour guide demonstrated to us on how people back then were executed for doing something wrong. Usually, the biggest crime that could lead one to the death penalty was by poisoning the water, burning houses, etc. From my perspective, I think that the Batak tradition of imposing death penalty to criminals is cruel. These ancient Batak tribal village houses all have a past filled with torture and pain. Thankfully, this tradition came to an end in 1816 when Ludwig Ingwer Nommensen, a German missionary, introduced the tribal folk to Christianity.



Samosir Island Jetty



Boat riding time



Creativity time



Travelling on boat to Samosir Island



Batak traditional house

## Masjid Raya Al Mashu

The Great Mosque of Medan

by Sabrina Sofea

During our expedition to Medan, Indonesia, we visited the Masjid Raya. The mosque was built by Sultan Ma'mun Al Rashid Perkasa Alam in 1906. It was completed in 1909. The mosque is a part of the Maimoon Palace but the Sultan kept his main priority to the development of the mosque more than his palace. The architectural elements were influenced by different cultures from Morocco, Europe and the Middle East. It is reflected on the ornaments of the arches, pillars, surrounded walls and windows. The five domes at the mosque represent the five pillars of Islam.

The symmetry and parallel lines were stunning as they were the most apparent aspect of the architecture. Just by looking at the mosque, the symmetrical design of the mosque was obvious. The design goes back to the position of the prayers. When Muslims pray, they face the Kaaba in Mecca. When Muslims pray inside the Masjid Raya, the straight lines within the mosque guides

them towards the correct direction of the Kaaba. This mosque serves its purpose and it is aesthetically pleasing, which is like hitting two birds with one stone!



A place for an Imam to stand for inspirational religious talk



Masjid Raya Al Mashu



Students releasing fishes into the lake

## Lake Toba's 'Go Green' Programme

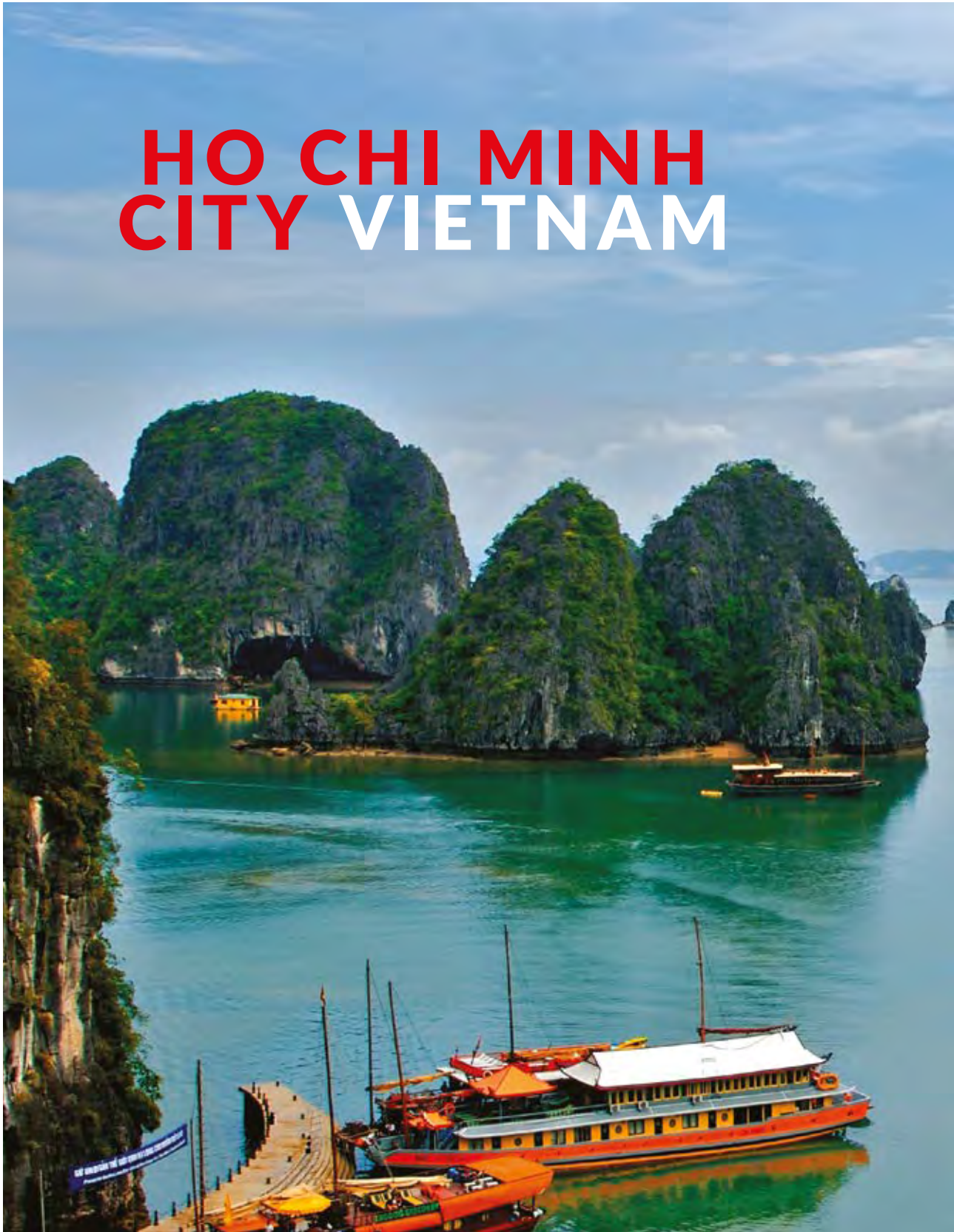
by Ayla Malika Bachtiar

*A*s the largest lake in Southeast Asia, Lake Toba has held many records. With the government's help, thousands of fish were released to their real ecosystem. To recreate the significant event, every group in Grade 7 had a chance to release fishes at Lake Toba. The act of saving fish that were meant to be eaten is called "Life Release". This also relates back to Wesak Day, where thousands of animals such as birds, fishes, tortoises and more are released to the wild. Personally, I have mixed emotions about this. Just like other things in life, there are pros and cons to every situation and these are my thoughts. The pros are that we are able to give animals their freedom. However, the downside is that we are freeing domesticated animals to the wilderness. They had to survive in a new environment all by themselves.



Go Green Activity

# HO CHI MINH CITY VIETNAM





# Exploring The Past Era

by Mr Sathia

The students were given an opportunity to 'compare and contrast' the life of Vietnamese people before and after the Vietnam War.

During the expedition, we visited a wide range of places, which enabled the students to explore the theme of our expeditions. Some of the places visited were The War Remnant Museum, The Cu Chi Tunnels, The Statue of Jesus in Vung Tau as well as artistic landmarks such The Cathedral and Pagoda of Thoi Son Island. As a part of Service and Action, students visited the Maison Chance Orphanage in city center. This orphanage houses around 100 underprivileged children of all ages. Here, our students spent meaningful time by interacting and conducting mini-lessons for the children. The students also donated a large amount of reading books to the orphanage, through their own initiative.





# HO CHI MINH CITY VIETNAM



orientation in space & time

**87** students  
**8** teachers

**23-27 Oct 2017**

trip leader  
**Mr Sathia**

assistant leader  
**Mr Genefer**

**GRADE 7**



Students are amazed at the termite-built air ventilation of Cu Chi tunnels



Students sharing their story book

# Vung Tau

## Places of Worship

by Rui Eng

We visited significant places where the Vietnamese people demonstrated their love for worship. We saw a variety of rituals, beliefs and practices. The Pho Da Pagoda, Ca Phat Dai Pagoda and Statue of Christ in Vung Tau were the places we visited to learn about the Vietnamese people.

The Statue of Christ in Vung Tau was one of the significant place for Christians. Climbing up almost one thousand steps before reaching the top, was quite challenging for most of us. This required endurance and agility to successfully reach the peak of the statue. A huge statue of Jesus was facing the ocean. This place serves as a symbol, that Vietnamese have started to embrace Christianity.

We also visited Pho Da Pagoda, the goddess of Mercy in Buddhism. We witnessed some



Tired after climbing up the hill

rituals and practices like releasing a bird after your prayers. In the Buddhist culture it is known that, those who believe will be put into a lotus by the goddess and sent to pure land.

*"We witnessed some rituals and practices like releasing a bird after your prayers."*



View from the Vung Tau Hill



En route to Thoi Son Island

## Thoison Island

by Zhong Genghong

It was a fun and exciting experience travelling to Thoison Island. We reached the Island using a huge boat, crossing the Mekong Delta. The ride was fantastic but at the same time it was also very scary. At Thoison Island there was a honey farm and a coconut factory. The honey at the farm was amazing, as it was sweet.

After that we visited the coconut candy factories. The smell of the coconut were so pungent. Here we learnt how to make coconut candy. I realised that the workers were not wearing gloves while packing the coconut candy, I told our tour guide and he reprimanded them. They look nervous, in speed of light they had put on the gloves.

After we visited the place, we went to a tea place and ate some tropical fruit. The performance was amazing.



Students trying honey-calamansi tea



Trying out local snacks in honey-bee farm

# Down in The Cu Chi Tunnels

by Nidhi Ponshe

*O*n the second day of our Expedition to Ho Chi Minh City, we went to the famous Cu Chi Tunnels built during the Vietnam war in 1955.

Without weapons, the Vietnamese were not able to defend themselves. They had to recruit many new people, both young and old. The Vietnamese survived the war with skills such as hunting, fighting and building shelter out in the wild. One of the shelter was the Cu Chi Tunnels.

The tunnels are about 250km long. Inside the tunnels, there are many traps and dark paths, which would confuse people without proper guides. The Vietnamese had many secret passageways in unknown places and covered



A student is going into one of the secret tunnels

them with leaves, dirt, soil and branches. Though the U.S army were more skilled in combat, the Vietnamese army was more skilled in disguises and took the U.S army by surprise.

Students were watching a short clip about the purpose of Cu Chi Tunnels



Students are paying attention to the traps that are being shown by the tour guide



Students trying to communicate using hand signals and pictures



## Service and Action

at Maison Chance Orphanage

by Ferrina Hui Yin Tan

We visited the orphanage for our service and action. The Maison Chance is an orphanage and a school. The Maison Chance provides education, shelter and food for the children there.

When we reached the classroom, I was surprised to see that they didn't wear any shoes. We took out our shoes as well out of respect. When the children saw us, they were so happy and they greeted us happily.

We taught the children how to read, write and draw. The children were really clever and they learned very fast and even listened to us when we taught them. We also taught them how to play new games and they had a lot of fun with us. The children look like they enjoyed their time with us and we gave them

*"We taught the children how to read, write and draw."*

books as a reward for listening to us.

When it was the time leave, everybody gathered together and took pictures. The smile, that they had on their face made me so happy, as I appreciate what people in the Masion Chance are doing for the children that were abandoned. I wish I could go back again and see those smiles again. I was happy that I could help the children but sad at the same time because I wished I could have stayed longer. I will never ever forget this experience.



Students teaching the alphabet



Helping children to write in English



Students sharing their story book with the children



Students playing games with the children

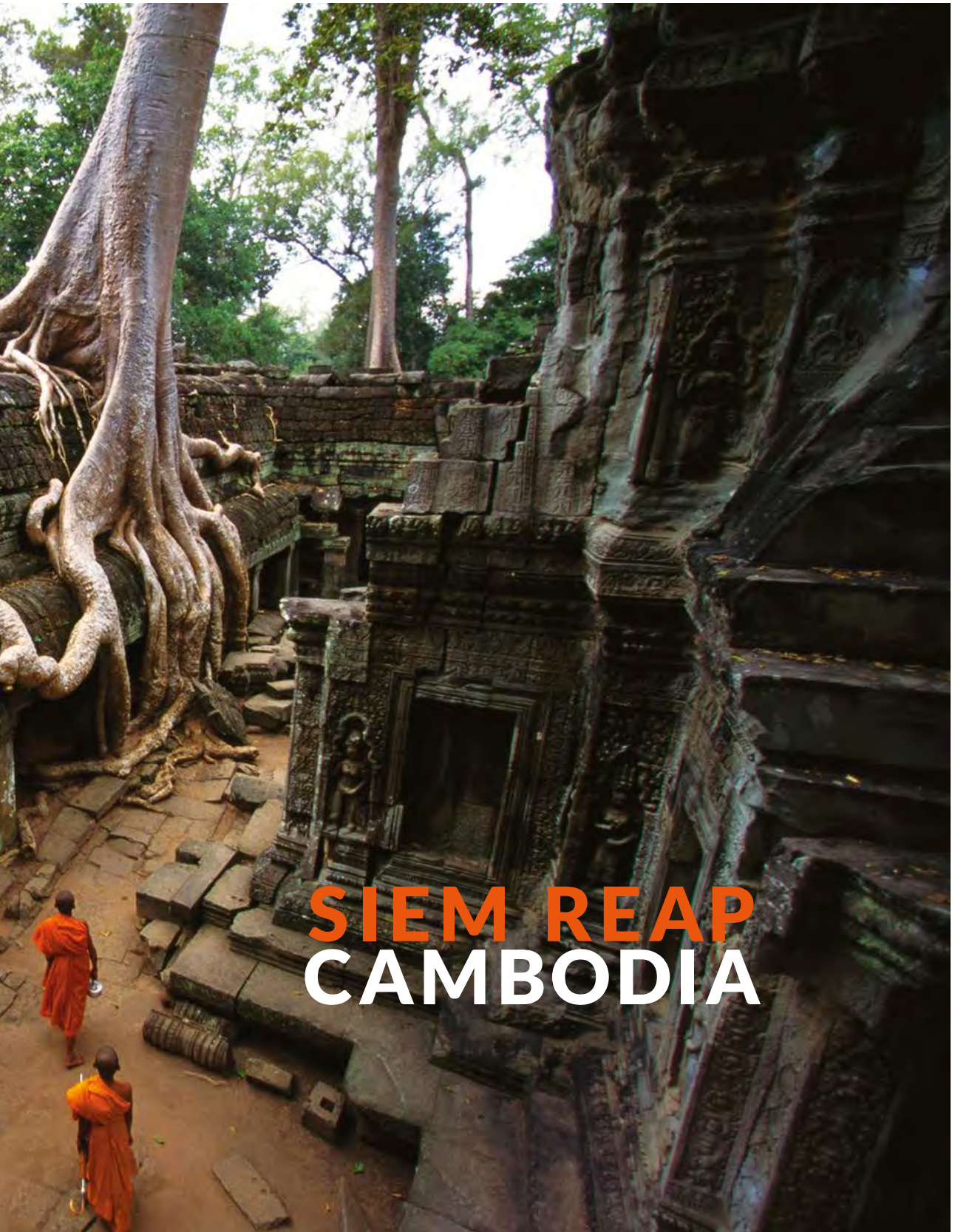


## Keeping in Touch with The Locals

by Ms Kavisha

This was my first visit to Siem Reap, I wasn't expecting too much. However, I was looking forward to all the amazing activities planned for our trip. A one-day trip to learn all about the Angkor Wat might not be sufficient, but it is doable. I was surprised to know that the cost of our entry tickets was USD37. It was worth it though, as we were able to discover more about the meaning of the carvings, sculptures, architectures, and the Cambodian culture. Walking around the mysterious temple gave us a better understanding of the culture.

The highlight of this expedition was when our school helped out a local community by building water well for them. One of the family members from the community was thankful for our donation and wishes to thank the school by posing for a photograph. The water well has helped his family to meet one of their basic needs in life. From this activity, I had a chance to experience the difficulties of digging a well from the start and I must say it is not an easy task to do!



# SIEM REAP CAMBODIA





## SIEM REAP CAMBODIA

scientific & technical innovation

85 students  
9 teachers

24-28 Oct 2017

trip leader  
**Ms Kavisha**

assistant leader  
**Mr Peter**

## GRADE 8



Basket weaving



Ms Kavisha and Sarah on a ride

# Artisans Angkor

by Nicholas Yeoh

Immediately after taking photos during our Angkor Wat visit, we went to an artisan factory to experience how the artisans produced carvings, lacquering and other handicrafts. Due to the heavy rain, we experienced some delays but we still managed to reach there on time. Once we reached our destination, the local tour guide showed us around the factory. According to the local guide, the artisan company started in 1992 with an aim to rebuild Cambodia after the Civil War. The project proposed to train young people, normally from rural areas, in the crafting industry namely masonry, painting and other skills. This project largely impacted the lives of the uneducated people. Later, the guide led us to an area where we could witness the making of various crafts by the artisans



Hands on learning experience



Trying a hand at carving stones


themselves. We also got to know a little bit about how they carved structures and also got the chance to try it out for ourselves on a slab of sandstone.



A sneak peak of the final product



Learning the steps to weave the basket



Great help from the villager to weave bamboo



Finding their spot to plant a stack of paddy

## Life Outside of My Comfort Zone

by Chrizel Anne Ramos Suelto

It's not everyday you get to wonder, "Hm, what would it be like if we rode an ox cart?" or perhaps the feeling of planting rice on the rice field? Well during the third day of our trip, we went on an adventure to one of the many countrysides in Cambodia. Upon arriving, we were instructed to sit on the ox carts. Each of the carts was able to carry 3 to 5 people inside. Sure, it smells unappealing, but it was a nice experience! It was about a 7 minute ride to our destination which was the house of a very friendly Cambodian family.

We then sat down on mats according to our groups and they handed us palm leaves. Then we were off weaving our worries away. Well, I guess some of us actually got more frustrated because it was relatively hard to do. There were

two types of people, the ones who are just naturals at it, since they then finished in a blink of an eye and some who barely completed half of the weaving of the palm leaves given.

After that, we started moving towards the paddy field. Some of us regretted wearing long pants or jeans. There were others who took off their slippers, and were brave to go in. Honestly, at first some of us thought it was just plain dirt under the water but no. It was purely organic cow dung, at least that's what the villagers told us. So we were planting, and planted paddy without realising that the weeds were slowly losing it's grip. When we turn around, we see nothing but floating weeds. Later we learned the proper way of planting the rice. You need to grab the roots and place



Ride on bull-cart

it deep in the “wet mud”. Sure, some of us slipped, nearly fell, and sunk deep inside but it was an unforgettable experience!

*“We’ve enjoyed this expedition because it opened our minds to understanding new cultures and it made us reach outside of our comfort zone.”*

After that, we walked in the yard of a villager’s house, and saw a pile of bamboo in the middle of many different mats. There was a villager

with each mat and they taught us how to make a basket out of many miniature bamboo sticks. I personally found the basket was easier to make in contrast to the roof making. All of our baskets turned out really good! Some of us immediately started finding a use for their baskets. Before leaving, we gave thanks to the villagers who helped us. They are really nice people.

Cambodia was a place where we experienced things we never thought we would’ve ever gone through. We’ve enjoyed this expedition because it opened our minds to understanding new cultures and it made us reach outside of our comfort zones. Ox cart riding? Planting paddy in mud fields? Weaving? You name it, we’ve done it.

**SIEM REAP  
CAMBODIA**



Playing with the children from the orphanage



Some of them played London Bridge is falling down



Sharing some happiness with the children from orphanage



Learning gross motor skills



Bracelet making with the children from the orphanage

## Service and Action at Chrese Village

by Raunith Manuel

During the Grade 8 trip to Siem Reap, Cambodia, we went to an orphanage at Chrese Village. Once we arrived at the orphanage we were split into 4 different groups. My group was making bracelets alongside the help of the orphans. We each were helped by one child who guided us through the steps that led to a long but fun activity.

We then switched activities with a different group. We also taught the children the nursery rhymes and alphabets. We also played football with them. Overall, the Service and Action activity taught me that a lot of people do not have the opportunity of living with a family or a proper house. We should be thankful for what we have!



Villagers will benefit from the water well that was donated by us

## Service and Action


### Water Well

by Brandon Koh

*O*n our expedition this time, we visited the wonderful and magnificent Siem Reap in Cambodia. We had a lot of fun, but also learned new things and did many activities. The most interesting, meaningful, adventurous and challenging activity was when we visited a village and helped them to dig and build a well. For this specific activity, we took turns digging the well and with the help of our friends we pulled out the excess mud and placed it to the side. I personally went inside the well to dig where I was able to experience it first hand. I had to gather up all the courage I had and went into the well as it was dark and hot. I used all my might to dig up the excess mud and sand and placed them into a bucket. The bucket was then pulled up to ground land by my friends using a rope. On top of that I used a communicator to talk to my friends. Hence, they were able to tell me where to dig and the correct techniques used for digging. The communication between my friends and I helped me to save time and energy.



Being courageous while digging the well



Digging the well

# Bike Ride

## in Siem Reap

by Muhammad Irsyad Nawawi

It was around 7am to 8am in the morning. My group (B4) and the other Group B members were walking from the temple to a main road right beside the temple area. The previous group which contains all Group A members just finished their bike ride, and were waiting for us on the 'finish line'.

When we reached there, a bunch of bikes were parked in an empty space at the side of the road. I picked up this old looking bike which was black in colour.

According to my friends (Hasan Rosyid and Aziz Wazni), Syahmie fell during the ride and scratched his elbow, and ended up using a car to finish the journey!

We were supposed to follow the guide that was leading us to the finish line, but most of us did not care. I stopped halfway to tie my jacket that was falling..



Cycling around Angkor Wat



Trying to figure out ways to cycle



If only I could cycle



# ◆ Exploring Nature and Culture in Bali

by Ms Cindy Tham

The students visited the Geopark Museum in Kintamani, where the active volcano Mount Batur is located. They also visited Uluwatu and Tanah Lot, home to two sacred temples and some of the most stunning natural landforms shaped by the elements on the island. They visited the traditional Subak irrigation system that is still being used today to irrigate the paddy terraces in Gunung Kawi. They walked around the Penglipuran Traditional Balinese Village.

But no expedition is complete without a service and action activity. For the Bali expedition, the students visited the Mangrove Arboretum to learn about the importance of mangroves in preventing coastal erosion, providing a vital ecosystem for marine life and natural resources to the local community.





# BALI INDONESIA



# BALI INDONESIA

sustaining nature & culture  
through globalisation

76 students  
7 teachers

23-27 Oct 2017

trip leader  
**Ms Seena**

assistant leader  
**Ms Cindy**

## GRADE 8



Students reading and writing answer on their phone using BeEd apps



Exploring the variety of plants at the botanical garden

# Gunung Kawi : Ancient Temple

by Ryan Yap

In Bali, Indonesia there is a former emperor's palace, which is now a royal grave site. Entering the place, we first went through the big gates before walking down never-ending stairs. Soon, we passed a paddy field and arrived at the real thing, just like the

*"This is still a mystery but in my opinion, this is what makes nature special; the hint of mystery."*

picture. Big stone tombs were planted and those tombs were conquered by nature; with vines crawling and mosses filling up the gaps. It wasn't clear but we won't get to see such a site everyday so it was very special.

Corpse were said to be there but according to archeologist, they weren't found or detected. This is still a mystery but in my opinion, this is what makes nature special; the hint of mystery. Explanation on the family tree was given and we soon entered the so-called sacred place. Before we knew it, we had completed our tour. That ended our trip and it was a very fascinating time.



Explanation about irrigation systems used by local people to irrigate their terrace paddy field

## The Volcano in Kintamani

by Smith Yeoh


Indonesia has many volcanoes and some are still active, like Mount Batur in Kintamani. We saw the volcano and it was huge. We also visited the Batur Geopark Museum. There was a map and model of the volcano in the museum. There was information about how the island was formed and the effects of the volcanic eruption in the past. We also learnt about the natural resources of the land and about local animals and plants. One of the questions in the booklet was on how human activities such as logging and hunting threaten endemic species. There would be less jungles that are homes to the animals, and the animals could become extinct if there is too much hunting.



The JB campus at Kintamani



At the geopark museum



Exploring Kintamani (Mount Batur)



Enjoying nature at Tanah Lot



Sketching the landforms



Tanah Lot

## Surf's up at Tanah Lot

by Angus Moo

*W*e went to Pura Tanah Lot on the fourth day. It was a sunny and windy day to visit one of the most famous tourist attractions in Bali. The huge waves around the temple allowed surfers from all over the world to surf. We were lucky enough to get a chance to witness two surfers that day -- it was an experience for those who had never seen anyone surf before. Erosion, transportation and deposition have transformed the rocks in the area into interesting landforms, which have been shaped by the sea and wave action, including destructive and constructive waves.



Visiting the conservatory at the botanical garden

## Educational Garden

by Sarah Yong

The botanical garden is located on a cool mountain and has many species of trees and flowers. We went to a conservatory and saw different types of plants, and learnt about pollination, self-pollination and cross-pollination. To help us understand this better, we had to draw two examples of flowers with their reproductive features in our booklet. We also explored whether artificial pollination can help plants to continue breeding if the population of bees decreases because of pollution, increased temperatures and the use of pesticides.



Budding botanist



Educational garden



Educational garden



Garden for research and recreation



A vibrant photograph of a tropical bay. In the foreground, a wooden boat with a white canopy and orange life jackets is partially visible on the right. The water is a clear, bright turquoise. In the background, two large, steep limestone cliffs rise from the water, covered in lush green vegetation. The sky is a clear, deep blue. A small white boat is visible in the distance on the left.

## Travelling from An inquirer's Perspective

by Mr Andrew Webber

With the theme of 'sustainable ecological tourism' in mind, 91 Grade 9 students and 8 teachers from Fairview Kuala Lumpur, Penang and Johor campuses travelled to Phuket, Thailand to experience and inquire on the city's tourism activities. From the famous cultural shows depicting the history and traditional way of life in Thailand, the famous Wat Chalong, an adventure park situated in the Tambon Song Phraek wildlife sanctuary to the costal island of Khao Lak the students spend 5 days immersed in the culture and economic activities of the region. The students were challenged, to not only look, observe and be courageous by taking part in the activities but to become knowledgeable. They needed to use their skills of inquiry whilst being open minded to what they saw and reflect on whether some of the activities were both ethical and sustainable from an ecological tourism perspective.



# PHUKET THAILAND



# PHUKET THAILAND

globalisation & sustainability



91 students  
8 teachers

23-27 Oct 2017

trip leader  
**Mr Andrew**

assistant leader  
**Mrs Gomathi**

## GRADE 9



Have elephant, will travel



Racing



Hold on tight

## Elephant Show

by Ong Qiao Wei



A unique massage

*O*n the second day of our expedition, we did a lot of activities. The most exciting, activity was the elephant show. We were able to see the elephants perform unbelievable tasks. I was shocked and amazed by the elephant's trunk. Would you believe that an elephant could use its trunk to help you massage your back? Unlike me, many of my friends had the courage to experience an elephant massage and it just so happened that one of my friends pants had been pulled down by the elephant. I never imagined how funny and how smart the elephants are. They were able to make their audiences laugh and not feel bored. Furthermore, there was one impossible task that was done by an elephant, playing an instrument. I initially thought that it was the guy beside the elephant who was playing the instruments but apparently he wasn't holding it and when I turned my eyes to the elephant, it was holding the instrument and was using its trunk to play. I was left completely speechless because even I couldn't have played better than the elephant.

## Water Rafting

by Anusha Balasigar

It was exciting knowing that we would be trying new things in Phuket, Thailand. When I heard we were going water rafting, it was the part I looked forward to the most. At the starting point, we learned the basics which includes the rules while rafting, what to do during different situations and ways to stay safe. After putting on our life jackets my team and I got on the raft. While I was sitting into the raft, I realised how much teamwork goes into water rafting. Everyone needs to cooperate to avoid obstacles and if we do get stuck we must work together as a team to bounce on the raft until it gets unstuck. In my case, my teammates and I managed to handle the oars and we had to figure out the best time to put them into use. The next morning, despite the sore muscles we had - or at least, I did - I took home many lessons after that experience. It has inspired me to keep trying new things with new people. I really enjoyed this experience and look forward to more.



Getting ready

*"While I was sitting in the raft I realised how much teamwork goes into water rafting."*



Teamwork



We are ready



Ya..we did it!



Now that was awesome



Mangrove Planting

## Service and Action

at the mangrove plantation

by Joshua Ngu

The mangrove planting was certainly a fun adventure that we experienced in Phuket. When we arrived, we grabbed one or two mangrove saplings and headed for the planting area. Before we climbed down, we tried to be very cautious, not to dirty ourselves. However, this was futile. Since there was water over the mud, we could not tell where the depressions in the mud were. Some of us took a step and sank until our knees, but the luckier ones didn't. We waded through the mud to find one of the friendly planting staff, which helped us remove the covering around the mangrove sapling, and dug a hole in the mud to plant it. Unfortunately at the end of the adventure we got dirty as our hands and feet were caked with mud! However, it was truly a memorable experience that we will never forget.



This is going to be muddy!



Off to plant our mangroves



Yup this is really muddy!



# ◆ The Uniqueness of Thailand

by Ms Vicky Vallance

Thailand presents a unique opportunity to study first hand a Southeast Asian country that did not have its culture distorted through colonisation. Bangkok, the modern capital of Thailand and its surrounding provinces provided the locations for the students to experience first hand the depth and warmth of the Thai culture. Linking their knowledge of Angkor Wat, students were able to compare the UNESCO world heritage sites of Angkor Wat and Ayutthaya the ancient capital of Thailand. Their appreciation and understanding of the Thai culture and traditions was strengthened further through a day at the Sampran Riverside Thai Village. Students were able to see examples of the European influence on Thai architecture whilst exploring the buildings and grounds of the Royal Summer Palace. For the students this was a short but truly meaningful opportunity to become more 'Knowledgeable' and 'Open minded'.





# BANGKOK THAILAND



# BANGKOK THAILAND

personal & cultural expression



72 students  
7 teachers

23-27 Oct 2017

trip leader  
**MsVicky**

assistant leader  
**MrVicknesh**

**GRADE 9**



Students Painting their Umbrellas at Sanpram Riverside



Bamboo Dancing

# Why Ayutthaya is Incredible

by Sherineel Kaur

The ruins of a once Impressive and Prosperous city of Siam, Ayutthaya, now a UNESCO World Heritage Site is a must-see destination within Bangkok. It's remains, are a great cultural value.

Located in Ayutthaya between three streams, the city's construction begun in 1350, under the rule of King Ramathibodi I. However due to the war between Burma and Thailand in 1547, the enemy destroyed the city, leaving nothing more than the ruins we see today.

When I had first arrived, I was immediately intrigued when I saw the buildings, with some of them having a cone-like like shape with rings at the top of the buildings, while others had an octagon base. What really had awestruck me however, was when I learned that the was no sort of cement used when building this city.



Absolutely facinating



The Ayutthaya temple



Students playing with the children

## Experiences in the Camillian Home for Children Living with Disabilities

by Lui Joanna

During our expedition, we had to do our service and action at the Camillian Home. Our goal this time was to help the regular volunteers and workers at the Camillian Home to take care of the children. We did many activities for the Camillian home as volunteers like cleaning the corridors of the home, helping the children in moving from one place to another and assisting the children with their therapy. Not only that, we managed to entertain them by playing games. Through these activities and interactions with the people in the Camillian Home, we have come to understand the lifestyles of the children living with disabilities and empathise with them. Overall, we had a lot of fun and at the same time, we gained awareness about the difficulties that disabled

people in their lives. It was an interesting experience, but I wish that we could have done more for these children.



Students cleaning for S&A

# Bang Pa-In Royal Palace

by Learoy Daryl Joseph



Photo with a palace soldier

We visited the Royal Summer Palace (Also called the Bang Pa-In Royal Palace). This palace complex that was used by previous Thai kings, has a long history of destruction and rebuilding. It was first built by King Prasat Thong but was abandoned in 1632. It was then restored approximately 200 years later in the mid 1800s by King Mongkut.

In the beginning, they informed us about the rules and regulations about taking pictures and clothing. We had to make sure that we dressed modestly and appropriately. The complex itself was very clean and had ancient, decorative buildings surrounded by neatly trimmed, green grass. There were guards patrolling every corner of the area, and we were also allowed to take pictures with them. We also observed the architecture of the area and went into all the buildings that we were allowed to go to.



Students exploring the architecture concept of the palace

## Sampran Village

by Josephine Tan, Lau Ann Zi, Aw Zi Mei

This was the fourth day of our Bangkok trip. We went to a place called “Sampran riverside cultural place” where we got to experience the Thai way of life, which gave us a better understanding of Thai culture. There were various of activities which we got to experience, like bamboo dancing, garland making, Muay Thai, umbrella painting and other traditional activities. We had our lunch by the riverside, and continued the rest of the activities. We also watched a live cultural show, which included the Fishermen's and Farmers' dance, Thai wedding, Thai martial art, Bamboo dance and Ramwong dance. We were having a whale of time experiencing, enjoying and



Say cheese...

socialising with the Thai people. It really helped to be open-minded by understanding and accepting other's culture. This was an amazing experience.



Monuments along the Wat Arun river

# Bang Pa-In Royal Palace

(Royal Summer Palace)

by Arya Atarzadeh



The Royal Temple of the Kings

**B**ang Pa-in Royal Palace is truly one of the most magnificent palaces I had ever seen in my life. There are three main buildings in the region, namely the lake pavilion and palace buildings, the Chinese residence and the Varobhas Bimarn residence which were built for King Prasat Thong during the late 1980s and early 1990s.

While being given a tour around the royal palace, I could not stop thinking about how one

*"Bang Pa-in Royal Palace is truly one of the most magnificent palaces I had ever seen in my life."*

man can be so respected. To enter the building, we were all required to be properly dressed. Inside the Varobhas Bimarn, it was luxuriously designed in an ancient Thai decor, having served as the throne room for the king.

I saw during our trip, that even though the palace serves as a tourist attraction, soldiers were constantly guarding it as if the king was still living in his house.



# Traversing Two Rivers in Wuhan

by Mr Anthony Agujero

It was such a transcending encounter to experience the culture of Wuhan, China. Going out the Wuhan Tianhe International Airport, we braced ourselves and got everyone ready for the cold weather, savory food, and valuable learning that Wuhan can only provide.

**Of nature and nurture.** Our Wuhan expedition officially commenced by biking the circumference of East Lake Park, the largest urban lake in China. There, we saw how a place can be modern while still promoting environmental sustainability.

**Of couture and culture.** Looking around 403 International Art Center, 1911 Revolution Museum, Hankou Concession Area, and the Tie Men Guan, one can say that China has gone a long way, far from the shadows of Opium Wars and Silk Road.

**Of intention and innovation.** They have a clear intention for their city, a vision worthy to look forward to as can be seen at City Hall of Wuhan, by the cinematic exhibition they had on display as well as Dong Feng Motor Exhibition Hall, a Chinese state-owned automobile manufacturer headquartered in Wuhan.



# WUHAN CHINA





# WUHAN CHINA

where our future's laid

**151** students  
**13** teachers

**22-27 Oct 2017**  
**23-28 Oct 2017**

trip leader  
**Ms Ann Lim**  
**Ms Evan**

assistant leader  
**Ms Vera**  
**Ms Grace**

## GRADE 10



Students getting ready with rented mobikes at East Lake



Reflection time - students answering questions on places they have visited on their Expedition Booklet

# Journey to the “East”

by Christine Ping Siew Ting & Manish Soo Yoong Shen

*O*n our first day in Wuhan, we visited the East Lake. The lake was massively filled with beautiful lotuses floating on clear waters. There were some beautiful spots like the Pavilion, the harbour with an old ship and some statues floating on the waters. This place is also known as one of the water resources for Wuhan.

East Lake of Wuhan is also known as the “Low-carbon City”, because it encourages green travel using low carbon technologies such as mobikes and romotes. People in Wuhan also developed low carbon economy to reduce the emission of carbon-monoxide. The mode of transport around the lake is not by bus or car,

but by bicycle. We have to be courageous when riding the bike because this was our first time cycling outdoor. Being aware of the surrounding made the experience even better because

we were exposed to the beauty of the great lake. It was filled with people playing kites.

Our final destination before cycling back to the bus, was at the mid-station of the lake. Our

tour guide then explained to us about the place. We all learned that this was a government initiative to reduce the rate of pollution in China. During this activity, IB Learner Profile were also applied, including courageous, reflective and communicator.

*“We have to be courageous when riding the bike because this is our first cycling outdoor.”*



Enjoying our ride at East Lake with our mobikes



Impressive 3D model of Wuhan

## City Hall of Wuhan

by Oscar Ng & Adithya Logarajah

We visited the People's City Hall of Wuhan where they showcased the planning for their city's future. The building was enormous with a very spacious lobby. We were briefed by the guide and saw an astonishing display of lights. There were miniature models of the city installed with colourful bright LED lights, showcasing the modernisation of Wuhan city. We were surprised by the grand spectacle of the LED light show put for us. The city hall displays the past, present and the visualised future of Wuhan city. There are many intricate building models that showed how Wuhan developed from a simple city with four walls to now an acclaimed "Second Shanghai". Iconic buildings such as the Yellow Crane Tower were displayed and described with detail by the tour guide. Currently there are four industrial clusters that push Wuhan to being a high industrial city. These clusters are the Optics Valley Industry, Automotive Industry, Airport-neighbouring Industry, and the New Port-neighbouring Industry.



The Yellow Crane Tower

# The Past, Present and Future of Wuhan

by Murasaki M Momose & Erme Lau Chien Hua

*O*n the first day of our journey, we visited 403 Art Center to listen to a lecture presented by the guest speaker, Professor Zhang in hopes of gaining knowledge on the cultural and historical aspects of Wuhan. 403 Art Center is said to be a crossover dream stage for the modern Chinese New Youth located in Wuhan. It combines the past, present and the future for various generations to be kept informed of their industrial, ecological and information civilisation.

Before the visit to Wuhan, we prepared several 5W1H questions that we would like to inquire from the locals. Throughout the two hour lecture, Professor Zhang presented interesting facts and information based on the timeline of Wuhan that enabled us to fully understand the concept and story behind the historical revolution that happened in Wuhan. The cultural aspect, architecture and fashion were



Impressive and creative way of displaying books

drastically affected, nevertheless the chinese culture is ever present. Slowly, the people of Wuhan also started wearing accessories that westerners mostly wore such as hats and even the style of clothing. This combination allowed the country to be more internationally based and helped improve its economy and business.



Guest speaker, Professor Zhang and us



The majestic 64 chime bells

## Hubei Provincial Museum

by Kyler Ng & Jason Lee

Hubei Provincial Museum is one of the best known museum in China, which houses a large amount of historical relics. It has a collection of over 200,000 objects including the set of bronze bells, better known as the 64 chime bells arranged according to their size and other artefacts from the tomb of Marquis Yi of Zeng and the tombs at Bao Sheng. There were

also some artefacts that showed the usage of the bells. We were told that some artefacts are used for blessing and fortune for the afterlife. The belongings of Marquis Yi were found beside his tomb. This signifies that the fortunes that he had when he was alive was buried together with him to the afterlife for his enjoyment.



Mesmerizing performance showcasing the 64 chime bells



Product of collaboration between FIS & WHBC using ATL Skills

## Service and Action

at Wuhan-China Britain School

by Caryn Lim



Exchanging gifts

Before our flight back to Malaysia, the last stop we visited was the Wuhan-China Britain School (WHBC), an international school located in Wuhan to carry out our second Service & Action.

During our Service and Action activity with students of Wuhan-China Britain School, we were able to interact with them through an ice-breaker called 'The Human Chain' to get to know each other better. Then, we proceeded to a group activity whereby we brainstormed together to compare and contrast and to come up with a slogan based on our understanding of "How we apply Core Socialist Values/IB Learner Profile in our daily lives". During this activity, we were able to share with students of WHBC the Approaches to Learning Skills (ATL) that we so often use in school as well as the IB Learner Profile. Together we applied the ATL skills to generate ideas and come up with our end product and a slogan for our presentation.



# A Vibrant Mix of History and Modernity

by Ms Darlyn Tadeo

Grade 11 went to Beijing, our objective was for students to discover and express their ideas and feelings, understand and appreciate Chinese culture and values and reflect on and appreciate the beauty around them.

We visited Great Wall of China, the Forbidden City, Hutong districts, Art Zone 798, Summer Palace and Temple of Heaven.

Overall, this expedition helped the students embody the IB Learner Profile attributes through the values and life's lessons that they have learned from this trip. Needless to say, this educational trip also encapsulates the spirit of China perfectly with its glorious past and rich historical sights, daily lifestyle of hard working and artistic people, and the overflowing evidence of modern art and culture.

# BEIJING CHINA





# BEIJING CHINA

the past, present & future



**163** students

**14** teachers

**24-29 Oct 2017**

trip leader

**Ms Elaine**

**Mr Hakim**

assistant leader

**Mr Sky**

**Ms Alicia**

## GRADE 11



FIS conquering the Great Wall of China



On the way to Great Wall

# Great Wall of China

by Janesse

*B*elieve in yourself, push your limits, experience life, conquer your goals and be happy. These were my thoughts before embarking on my Beijing expedition.

One of Beijing's top tourism places is The Great Wall of China. Visiting The Great Wall of China was one of the best experience, I had throughout the entire expedition. The wall has an extraordinary history of more than 2000 years. Some of the Great Wall sections are now in ruins or have disappeared. However, the Great Wall of China is still one of the most appealing attractions in the world owing to its architectural grandeur and historical significance.

Climbing up The Great Wall of China was a remarkable experience for me as we faced our challenges and learnt to overcome them. It wasn't easy climbing up The Great Wall of China



Climbing the Great Wall of China

as it was a long walk up. It was exhausting and difficult as I felt dizzy but there were friends and teachers who were there to support and help us through the challenges. I managed to reach section 11, which was the ending point for all of us. I am so glad that I could push my limits by believing in myself and the people around me to conquer my goals and to experience life.

Lastly, I am grateful to Fairview International School for giving me this wonderful opportunity where I got to experience a different culture, lifestyle and surrounding. This expedition has taught me a lot. Good times come and go, but the memories will last forever.



A breath taking view of the Great Wall

## BEIMUN 2017

by Alyraj Dhanani

**B**EIMUN 2017 took place at the Language and Culture College in Beijing, China on the 28<sup>th</sup> of October 2017. MUN is a simulation of what takes place in a UN council meeting. The whole activity was a student-led initiative. BEIMUN was led by me, Alyraj Dhanani, and Marc Soosai, a close friend.

Our aim was to implement a sense of confidence in our students as speaking in public and voicing out our opinions is a vital skill needed for us in our education ahead. We created 5 councils and designated a topic to each council that was in relation to present day China. We allocated 1 chair and 1 co-chair in each council for them to lead the students and explain to them how MUN works. We allocated 1 admin to each council who was there to help out the delegates. Prior to the conference, we also allocated 1 student per campus for them to spread and give out documents and messages prepared by the chairs, co-chairs, and secretary generals. A lot of students came to myself and Marc and thanked us for leading this activity as

they felt inspired to attend more MUN's and to speak their minds. This brought a great sense of happiness and pride to myself and Marc because we felt as if our goal was achieved. Through this conference and Service & Action activity, I learned that a lot of students have potential, however, they require some sort of a push for them to realise their potential.



Model United Nation in session



Some students were recognised for their outstanding participation in BeiMUN


# Forbidden City and Summer Palace

by Emilyn Tan Yin Li

*M*y friends and I went on an expedition to Beijing, China from 24<sup>th</sup> to 29<sup>th</sup> October. While walking and exploring the place of The Summer Palace and Forbidden City, I learned a lot about the history of the place. The area of Forbidden City is so big. The Summer Palace had a very fresh looks. The place is filled with greens. Even though it is only 15km long, it is well known as a special garden in China till now it is still preserved in a good condition. I think I have learned a lot while listening to the tour guides explaining

which building and what is it for. These two places can be very crowded especially during weekends. Nevertheless, I was very tired that day because we had to walk a distance just to reach another building or to the bus.

I think these places are so ancient and special that they will be even more precious and fascinating to the future generation because of their history of more than 600 years.



One of the majestic palaces inside the the Forbidden City

## Mask Painting and Calligraphy

by On Xin Yi

During our expedition to Beijing, we were given the opportunity to experience traditional Chinese cultural activities such as mask painting and calligraphy. Starting with mask painting, we first watched a video of Chinese face mask changing, which is called 'Bian Lian'. The video provided us with various ideas and concepts that we could incorporate into our own masks. It was a fun experience because we were allowed to be creative with our designs and had no restrictions.

As for calligraphy, we were taught how to properly hold a brush and carry out the strokes. After mastering that, we were given worksheets with Chinese characters on them for us to practice on. The teacher displayed great pedagogical skills as we were all able to grasp the concept and skills and finish the worksheets.

Through the embracement of the unique Chinese culture and traditions, I was able to understand the reasons and true meaning behind each and every activity and how they represent the Chinese culture as a whole.



Masks have played a major role in Chinese rich and cultural history



Proud of their work



Writing/Drawing the Chinese way

*"The teacher displayed great pedagogical skills as we were all able to grasp the concept and skills and finish the worksheets."*



The dynamic Chinese characters were brought to life by this teacher-student duo



Finding joy in mask painting





Wushu— 'moves'

## Wushu and Chinese Paper Cutting

by Shreeneevaassa Vengkateswara Rao

At the Beijing Language and Cultural College, we were given a chance to experience and deepen our knowledge of the Chinese culture. Some of the activities were Wushu and Chinese paper cutting.

Wushu is a performing martial arts which is very exciting to watch and can also be very effective in combat. At the beginning of our Wushu class, the steps and moves seemed very easy to follow however, the intensity and difficulty of the moves increased as the class went on. I learned that one must have fluid-like movements and high amount of flexibility when performing the more complex move combinations. Through this Wushu class, I learned simple self-defense moves that I can apply in real life when I need to.

The Chinese paper cutting class was equally

exciting. The instructor gave us sample patterns and shapes to draw on a folded piece of paper and demonstrated how to cut them to create

*"I learned simple self-defense moves that I can apply in real life when I need to.."*

an intricate design. At the beginning, I followed the instructor's lead but later on, I tried experimenting with my own patterns and ended up creating some interesting designs.

Wushu and paper cutting are truly unique forms of art and have long history that represents a strong national style and local features of China.

## **IB WORLD SCHOOLS**

### **FAIRVIEW Kuala Lumpur**

4178 Jalan 1/27D, Section 6, Wangsa Maju,  
53300 Kuala Lumpur, Malaysia.  
Tel: +603 4142 0888 Fax: +603 4149 0222

### **FAIRVIEW Penang**

Tingkat Bukit Jambul Satu, Bayan Lepas,  
11900 Penang, Malaysia.  
Tel: +604 640 6633 Fax: +604 640 6632

### **FAIRVIEW Johor**

Lot PTD 168450, Jalan Dato' Onn Utama,  
Bandar Dato' Onn, Mukim Tebrau,  
81100 Johor Bahru, Johor, Malaysia.  
Tel: +607 364 3378 Fax: +607 364 2386

### **FAIRVIEW Subang**

Sime UEP Industrial Park, Subang Jaya,  
47600 Subang Jaya, Selangor, Malaysia.  
Tel: +603 8023 7777 Fax: +603 8023 7888

### **FAIRVIEW Ipoh**

Hala Lapangan Suria, Medan Lapangan Suria,  
31350 Ipoh, Perak, Malaysia.  
Tel: +605 313 6888 Fax: +605 313 2888

---

### **FAIRVIEW United Kingdom**

**FAIRVIEW Kuantan (International School)**

**FAIRVIEW Port Dickson (Educational Resort)**

[www.fairview.edu.my](http://www.fairview.edu.my)